

H100 C5

More affordable option that is equally efficient, durable, and robust



High quality

Pumps from STP are manufactured using the best quality materials.


They are made to be highly resistant from corrosion and abrasion.



Cost Efficient


Our pumps are easy to operate and maintain.

Its robust construction and dry running capability means they're durable, reliable and cost less over their life cycle.



Multi Purpose

Our pumps can be used for numerous applications such as dewatering, slurry removal, dredging and other fluid transfer applications.



Optimal Power Utilization

Our pumps are equipped with the highest quality engines.

Making it operate at optimum efficiency point with lower power consumption.

Pump with medium head capability for various applications. High performance, easy to maintain and operate, efficient power consumption.

Operational:

- Main Pump
- Booster Pump

Application:

- **Medium to High head dewatering and slurry**
- Waterfill
- Pipeline testing & cleaning
- Water boosting
- High volume jetting
- Temporary fire pumps

Engine Option

Caterpillar C4.4 Acert

Specification

Max Flow Rate : 250 m³ / Hr
 Shut Off Head : 110 m
 Max Solid Size : 30 mm
 pH Range : 3-7

Seal

2 (Two) Rings Gland Packing

Pump Material

Casing : High Chrome White Cast Iron-JN3049-EN12513
 Impeller : High Chrome White Cast Iron-JN3049-EN12513
 Expeller : High Chrome White Cast Iron-JN3049-EN12513
 Shaft : Steel-1.1191-EN10083

High-chromium white cast iron for wear resistant pumps. Our pumps offer latest in wear technology with usage of high-performance materials with excellent resistance to abrasion and corrosion.

Digital Monitoring System*

Our pumps are equipped with the latest technology to help you track and measure what matters most.



HMI (Human Machine Interface)

Benefits

- Visually display data
- Track production time, trends, and tags
- Oversee KPIs
- Monitor machine inputs and outputs

Data Monitoring

- Pump status on/off
- Pump Rpm
- HM Unit
- Engine Oil Temperature
- Coolant Temperature
- Inclination
- Etc

| NO | DESCRIPTION | MAIN PUMP | BOOSTER PUMP | REMARKS |
|----|------------------------------------|-----------|--------------|---------------------------|
| 1 | Lean Angle Sensor | ✓ | | 15° RH→LH & Front→Rear |
| 2 | Suction Pressure Sensor | | ✓ | 2 Bar |
| 3 | Discharge Pressure Sensor | ✓ | ✓ | 8,5 Bar |
| 4 | Bearing Vibration Sensor - Rear | ✓ | ✓ | 18 mm/Sec |
| 5 | Bearing Vibration Sensor - Front | ✓ | ✓ | 18 mm/Sec |
| 6 | Water Lose / Dry Running Sensor | ✓ | ✓ | 50% x Ø |
| 7 | Shaft Sleeve Temperature Sensor | ✓ | ✓ | 80° C |
| 8 | Bearing Temperature Sensor - Rear | ✓ | ✓ | 90° C |
| 9 | Bearing Temperature Sensor - Front | ✓ | ✓ | 90° C |

These parameters are measured from our safety device and monitored by computerized systems.

All parameters can also be **monitored** from control room **via mobile phone**.

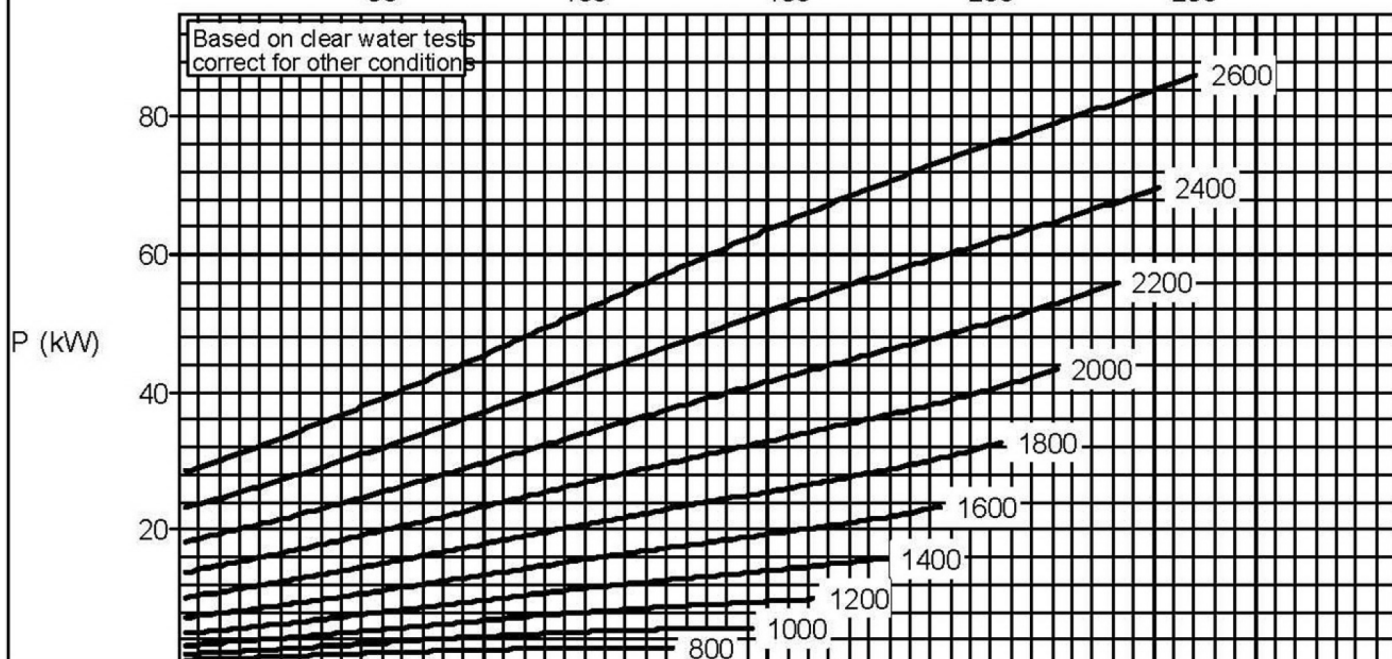
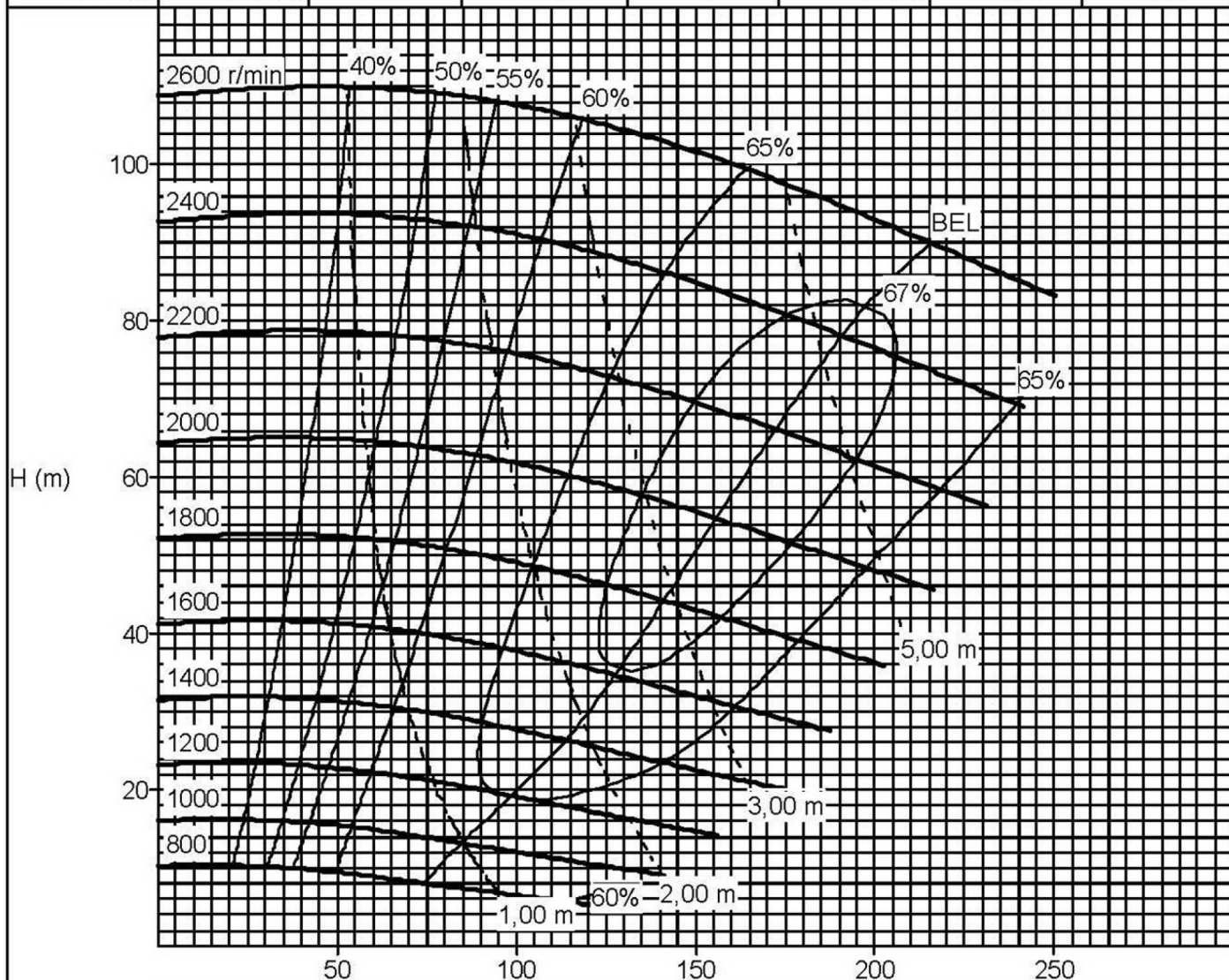
*as optional

H100 C5

Performance Curves



| Full impeller dia | Vane diameter | Vane config | Impeller type | No. of vanes | Max sphere | Impeller material | Liner material |
|-------------------|---------------|-------------|---------------|--------------|------------|-------------------|----------------|
| 300 mm | 300 mm | Full | Closed | 5 | 30 mm | Metal | Metal |



PT SEJAHTERA TRIDAYA PRIMA

Plaza Aminta 2nd Floor Suite 202
Jl. Let. Jend. TB. Simatupang Kav. 10
Jakarta Selatan 12310
Indonesia

 stp-pumps.com

For more information,
please contact us at:
info@sejahtera-eng.com

